

# EPX 86FR

Flame-retardant, functional toughness, high-strength, and long-term stability

**Table of Contents**

Standard Technical Data Sheet:	<a href="#">Page 2-3</a>
Extended Technical Data Sheet:	<a href="#">Page 4-18</a>
- Flammability Testing	<a href="#">Page 5-8</a>
- Mechanical Properties	<a href="#">Page 9</a>
- Thermal Properties	<a href="#">Page 10-11</a>
- Material Endurance	<a href="#">Page 12-13</a>
- Chemical Compatibility	<a href="#">Page 14-15</a>
- UV Stability	<a href="#">Page 16</a>
- Water Uptake & Conditioned Properties Page	<a href="#">Page 17-18</a>

**EPX 86FR** offers an unmatched combination of flame-retardance, functional toughness, high strength, and long-term stability. It is well suit for consumer, automotive and industrial applications that require UL 94 V-0 or 25.853(a) ratings with flame-retardant and self-extinguishing features.

Tensile Properties*	Test Standard	Metric	English
Tensile Modulus	ISO 527-2 Type 1A 5 mm/min	3300 MPa	480 ksi
Ultimate Tensile Strength		90 MPa	13 ksi
Elongation at Break		5%	5%
Tensile Modulus	ASTM D638 Type V 1 mm/min	3300 MPa	480 ksi
Tensile Yield Strain		5%	5%
Ultimate Tensile Strength		90 MPa	13 ksi
Elongation at Break		10%	10%

Flexural Properties*	Test Standard	Metric	English
Flexural Stress at 5% strain	ASTM D790-B	140 MPa	20 ksi
Flexural Modulus (Chord, 0.5-1%)		3500 MPa	510 ksi

Impact Properties*	Test Standard	Metric	English
Unnotched Charpy	ISO 179-1/1eU	30 kJ/m <sup>2</sup>	14.3 ft-lb/in <sup>2</sup>
Notched Charpy (Machined Notch)	ISO 179-1/1eA	2.7 kJ/m <sup>2</sup>	1.3 ft-lb/in <sup>2</sup>
Unnotched Izod, (23 °C, -40 °C)	ASTM D4812	490 J/m, 393 J/m	9.2 ft-lb/in, 7.4 ft-lb/in
Notched Izod (Machined Notch), (23 °C, -40 °C)	ASTM D256	30 J/m, 30 J/m	0.6 ft-lb/in, 0.6 ft-lb/in

Flammability	Metric
Flammability, UL 94	V-0 (2.0 mm) V-1 (1.5 mm)
FAR 25.853(a) 12 seconds Vertical Burn	Pass (1.0 mm)

The information in this document includes typical values from printing various parts and is intended for reference and comparison purposes only. This information should not be used for testing, design specification or quality control purposes. End-use material performance can be impacted by, but not limited to, design, processing, color treatment, operating and end-use conditions, test conditions, etc. Actual values will vary with build conditions. In addition, product specifications are subject to change without notice.

This information and Carbon's technical advice are given to you in good faith but without warranty. The application, use and processing of these and other Carbon products by you are beyond Carbon's control and, therefore, entirely your own responsibility. Carbon products are only to be used by you, subject to the terms of the written agreement by and between you and Carbon.

You are responsible for determining that the Carbon material is safe, lawful, and technically suitable for the intended application, as well as for identifying the proper disposal (or recycling) method consistent with applicable environmental laws and regulations. CARBON MAKES NO WARRANTIES OF ANY KIND, EXPRESSED OR IMPLIED, INCLUDING, BUT NOT LIMITED TO, THE WARRANTIES OF MERCHANTABILITY, FITNESS FOR A PARTICULAR USE, OR NON-INFRINGEMENT. Further, it is expressly understood and agreed that you assume and hereby expressly release Carbon from all liability, in tort, contract or otherwise, incurred in connection with the use of Carbon products, technical assistance and information. Any statement or recommendation not contained herein is unauthorized and shall not bind Carbon. Nothing herein shall be construed as a recommendation to use any product in conflict with any claim of any patent relative to any material or its use. No license is implied or in fact granted under the claims of any patent.

Parts were processed using an M series printer and a Smart Part Washer with DPM as the solvent.

\*Samples were kept in dry conditions and tested within 24 hours.

Thermal Properties	Test Standard	Metric	English
Heat Deflection Temperature* at 0.455 MPa/66 psi	ASTM D648	135 °C	275 °F
Heat Deflection Temperature* at 1.82 MPa/264 psi		130 °C	266 °F
Coefficient of Thermal Expansion (-60, 100 °C)	ASTM E831	70 ppm/°C	40 ppm/°F
Heat Capacity, 23 °C	ASTM E1269	1.6 J/g·°C	0.4 BTU/lb·°F
Thermal Conductivity	ASTM C518	0.2 W/m-k	0.1 BTU/hr-ft·°F

Dielectric/Electric Properties	Test Standard	Metric
Dielectric Strength	ASTM D149	15. kV/mm
Dielectric Constant	ASTM D150	2.9
Dissipation Factor		0.006
Volume Resistivity	ASTM D257	2.4 x 10 <sup>16</sup> ohm-cm
Comparative Tracking Index	ASTM D3638	600 V

General Properties	Test Standard	Metric
Hardness*	ASTM D2240	88 (instant), 87 (5 sec), Shore D
Bulk Density	ASTM D792	1.30 g/mL
Poisson's Ratio	ASTM D638	0.35
Taber Abrasion, CS-17, 1 kg, 100% vacuum	ASTM D4060	23 mg/ 1000 cycles
Water Absorption, Short Term (24 hours)	ASTM D570	1%
Water Absorption, Long Term (14 days)		4%
Material Color		Black

Liquid Properties	Metric
Liquid Density (Part A)	1.25 g/mL
Liquid Density (Part B)	1.18 g/mL
Liquid Density (Part A+B)	1.23 g/mL
Part A:B Volume Ratio (Mass Ratio)	2.00 (2.12)
25 °C Viscosity (Part A)	3200 cP
25 °C Viscosity (Part B)	220 cP
25°C Viscosity (Part A+B)	1200 cP

The information in this document includes typical values from printing various parts and is intended for reference and comparison purposes only. This information should not be used for testing, design specification or quality control purposes. End-use material performance can be impacted by, but not limited to, design, processing, color treatment, operating and end-use conditions, test conditions, etc. Actual values will vary with build conditions. In addition, product specifications are subject to change without notice.

This information and Carbon's technical advice are given to you in good faith but without warranty. The application, use and processing of these and other Carbon products by you are beyond Carbon's control and, therefore, entirely your own responsibility. Carbon products are only to be used by you, subject to the terms of the written agreement by and between you and Carbon.

You are responsible for determining that the Carbon material is safe, lawful, and technically suitable for the intended application, as well as for identifying the proper disposal (or recycling) method consistent with applicable environmental laws and regulations. CARBON MAKES NO WARRANTIES OF ANY KIND, EXPRESSED OR IMPLIED, INCLUDING, BUT NOT LIMITED TO, THE WARRANTIES OF MERCHANTABILITY, FITNESS FOR A PARTICULAR USE, OR NON-INFRINGEMENT. Further, it is expressly understood and agreed that you assume and hereby expressly release Carbon from all liability, in tort, contract or otherwise, incurred in connection with the use of Carbon products, technical assistance and information. Any statement or recommendation not contained herein is unauthorized and shall not bind Carbon. Nothing herein shall be construed as a recommendation to use any product in conflict with any claim of any patent relative to any material or its use. No license is implied or in fact granted under the claims of any patent.

Parts were processed using an M series printer and a Smart Part Washer with DPM as the solvent.

\*Samples were kept in dry conditions and tested within 24 hours.

# EPX 86FR

Extended TDS

# EPX 86FR Flammability Testing

## UL 94 Flammability Rating



### Test Summary

LIMS Master Sample						
Master Sample Number:		4153291				
Sample Label ID(s):		4153291-1,4153291-2				
LIMS Project Number:		1001284141				
Material Designation:		EPX 86FR [XY plane]				
Color:		Black				
Expected Thickness:		2.0 mm				
Flame Rating:		V-0				
50W (20MM) VERTICAL BURNING TEST; V-0, V-1, V-2						UL94 Paragraph 8
>48hrs@23±2C/50±10%RH						
Sample #: 4153291-1						
#	Thk. (mm)	t1 (s)	Comments - t1	t2 (s)	t2 + t3 (s)	Comments - t2
1	2.066	1.0	Specimen did NOT drip	8.0	8.0	Specimen did NOT drip
2	2.092	1.0	Specimen did NOT drip	1.0	1.0	Specimen did NOT drip
3	2.063	1.0	Specimen did NOT drip	3.0	3.0	Specimen did NOT drip
4	2.039	1.0	Specimen did NOT drip	0.0	0.0	Specimen did NOT drip
5	2.079	1.0	Specimen did NOT drip	0.0	0.0	Specimen did NOT drip
Total Flame Time, t1+t2 (s):						17.0
Vertical Flame Result:						V-0
Note:		t1 = Afterflame Time t2 = Afterflame Time t2+t3 = Afterflame + Afterglow Time				
50W (20MM) VERTICAL BURNING TEST; V-0, V-1, V-2						UL94 Paragraph 8
168±2hrs@70±2C >4hrs@23±2C/<20%RH						
Sample #: 4153291-2						
#	Thk. (mm)	t1 (s)	Comments - t1	t2 (s)	t2 + t3 (s)	Comments - t2
1	2.006	1.0	Specimen did NOT drip	1.0	1.0	Specimen did NOT drip
2	2.015	1.0	Specimen did NOT drip	1.0	1.0	Specimen did NOT drip
3	2.031	1.0	Specimen did NOT drip	5.0	5.0	Specimen did NOT drip
4	2.024	2.0	Specimen did NOT drip	7.0	7.0	Specimen did NOT drip
5	2.038	2.0	Specimen did NOT drip	4.0	4.0	Specimen did NOT drip
Total Flame Time, t1+t2 (s):						25.0
Vertical Flame Result:						V-0
Note:		t1 = Afterflame Time t2 = Afterflame Time t2+t3 = Afterflame + Afterglow Time				

# EPX 86FR Flammability Testing

## UL 94 Flammability Rating



### Test Summary

LIMS Master Sample						
Master Sample Number:		4153288				
Sample Label ID(s):		4153288-1,4153288-2				
LIMS Project Number:		1001284141				
Material Designation:		EPX 86FR [XY plane]				
Color:		Black				
Expected Thickness:		1.5 mm				
Flame Rating:		V-1				
50W (20MM) VERTICAL BURNING TEST; V-0, V-1, V-2						UL94 Paragraph 8
>48hrs@23±2C/50±10%RH						
Sample #: 4153288-1						
#	Thk. (mm)	t1 (s)	Comments - t1	t2 (s)	t2 + t3 (s)	Comments - t2
1	1.509	1.0	Specimen did NOT drip	12.0	12.0	Specimen did NOT drip
2	1.528	1.0	Specimen did NOT drip	5.0	5.0	Specimen did NOT drip
3	1.525	1.0	Specimen did NOT drip	2.0	2.0	Specimen did NOT drip
4	1.531	1.0	Specimen did NOT drip	2.0	2.0	Specimen did NOT drip
5	1.516	2.0	Specimen did NOT drip	3.0	3.0	Specimen did NOT drip
Total Flame Time, t1+t2 (s):						30.0
Vertical Flame Result:						See Retest
Note:		t1 = Afterflame Time t2 = Afterflame Time t2+t3 = Afterflame + Afterglow Time				
50W (20MM) VERTICAL BURNING TEST; V-0, V-1, V-2						UL94 Paragraph 8
>48hrs@23±2C/50±10%RH						
Sample #:						
#	Thk. (mm)	t1 (s)	Comments - t1	t2 (s)	t2 + t3 (s)	Comments - t2
6	1.564	1.0	Specimen did NOT drip	4.0	4.0	Specimen did NOT drip
7	1.536	2.0	Specimen did NOT drip	5.0	5.0	Specimen did NOT drip
8	1.570	2.0	Specimen did NOT drip	2.0	2.0	Specimen did NOT drip
9	1.521	1.0	Specimen did NOT drip	3.0	3.0	Specimen did NOT drip
10	1.525	1.0	Specimen did NOT drip	2.0	2.0	Specimen did NOT drip
Total Flame Time, t1+t2 (s):						23.0
Vertical Flame Result:						V-0
Note:		t1 = Afterflame Time t2 = Afterflame Time t2+t3 = Afterflame + Afterglow Time				
50W (20MM) VERTICAL BURNING TEST; V-0, V-1, V-2						UL94 Paragraph 8
168±2hrs@70±2C/>4hrs@23±2C/<20%RH						
Sample #: 4153288-2						
#	Thk. (mm)	t1 (s)	Comments - t1	t2 (s)	t2 + t3 (s)	Comments - t2
1	1.523	1.0	Specimen did NOT drip	2.0	2.0	Specimen did NOT drip
2	1.552	2.0	Specimen did NOT drip	14.0	14.0	Specimen did NOT drip
3	1.524	1.0	Specimen did NOT drip	22.0	22.0	Specimen did NOT drip
4	1.517	1.0	Specimen did NOT drip	9.0	9.0	Specimen did NOT drip
5	1.525	2.0	Specimen did NOT drip	25.0	26.0	Specimen did NOT drip
Total Flame Time, t1+t2 (s):						79.0
Vertical Flame Result:						V-1
Note:		t1 = Afterflame Time t2 = Afterflame Time t2+t3 = Afterflame + Afterglow Time				

# EPX 86FR Flammability Testing

FAR 25.853(a)

## TEST RECORD NO 1

FAR 25.853-VERTICAL Test:

The tests were conducted in accordance with the test method outlined in Federal Aviation Administration, DOT; FAR 25.853-Vertical Test-1-1-12 Edition.

### SAMPLES

Carbon Inc. supplied the test material to UL LLC for the investigation reported in this document.

The sample identifications are given in Table 1.

Table 1 - Sample Identification

<b>System</b>
Three Thicknesses (1.0, 2.0, and 3.0 mm), color-black EPX 86FR

Tests were conducted in accordance with the requirements of test method outlined in the report. UL LLC did not witness the production of the test samples nor were we provided with information relative to the formulation or identification of component materials used in the manufacture of the test samples.

### RESULTS:

Sample conditioned at 70 +/- 5 °F and 50 +/- 5% Relative humidity to equilibrium weight or 24 hours.

Table 1: Test result of 1 mm thickness

Test [Number]	Flame Time [Seconds]	Flame Time [Seconds]	Burn Length [Inches]	Drip Flame Time [Seconds]
1	12	7	0.2760	No Dripping
2	12	5	0.100	No Dripping
3	12	2	0.0805	No Dripping
<b>Average:</b>		4.66	0.152	0
Vertical [12 Second] Burn Test: Average Self Extinguish time may not exceed 15 Seconds. Average Burn Length may not exceed 8 inches. Average Dripping may not exceed 5 seconds after failing.				

Test Result: Complied



# EPX 86FR Flammability Testing

FAR 25.853(a)

Table 2: Test result of 2 mm thickness

Test [Number]	Flame Application Time [Seconds]	Flame Time [Seconds]	Burn Length [Inches]	Drip Flame Time [Seconds]
1	12	DNI*	0.0	No Dripping
2	12	DNI*	0.0	No Dripping
3	12	DNI*	0.0	No Dripping
<b>Average:</b>		Not applicable	0.0	Not applicable
Vertical [12 Second] Burn Test: Average Self Extinguish time may not exceed 15 Seconds. Average Burn Length may not exceed 8 inches. Average Dripping may not exceed 5 seconds after failing.				

DNI\*- Did not ignite

Test Result: Complied

Table 3: Test result of 3 mm thickness

Test [Number]	Flame Application Time [Seconds]	Flame Time [Seconds]	Burn Length [Inches]	Drip Flame Time [Seconds]
1	12	DNI*	0.0	No Dripping
2	12	DNI*	0.0	No Dripping
3	12	DNI*	0.0	No Dripping
<b>Average:</b>		Not applicable	0.0	Not applicable
Vertical [12 Second] Burn Test: Average Self Extinguish time may not exceed 15 Seconds. Average Burn Length may not exceed 8 inches. Average Dripping may not exceed 5 seconds after failing.				

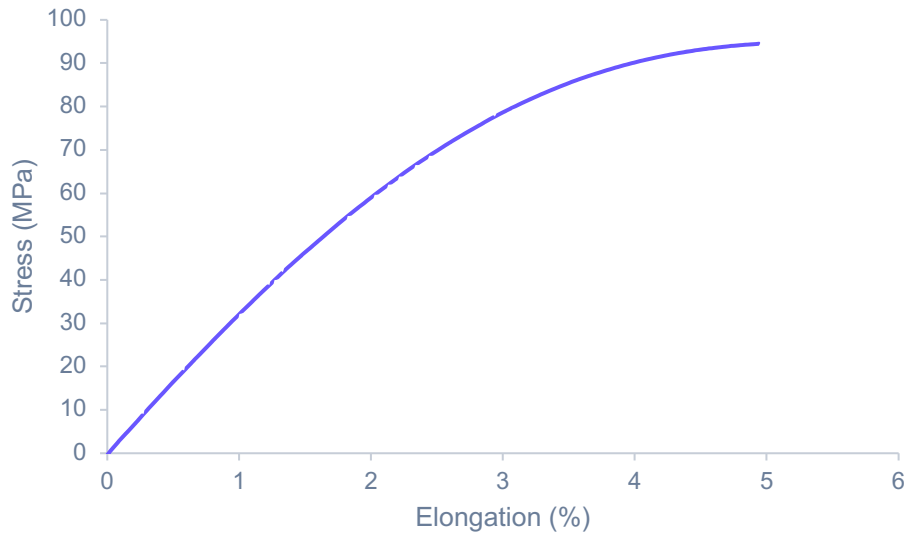
DNI\*- Did not ignite

Test Result: Complied

# EPX 86FR Mechanical Properties

## Representative Tensile Curve

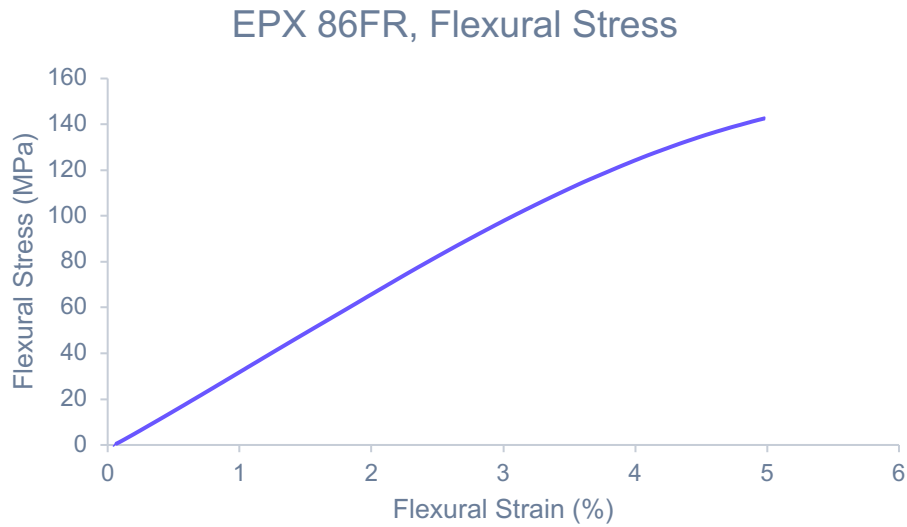
ISO 527-2, Type 1A, 5 mm/min



## Representative Flexural Curve

ASTM D790-B

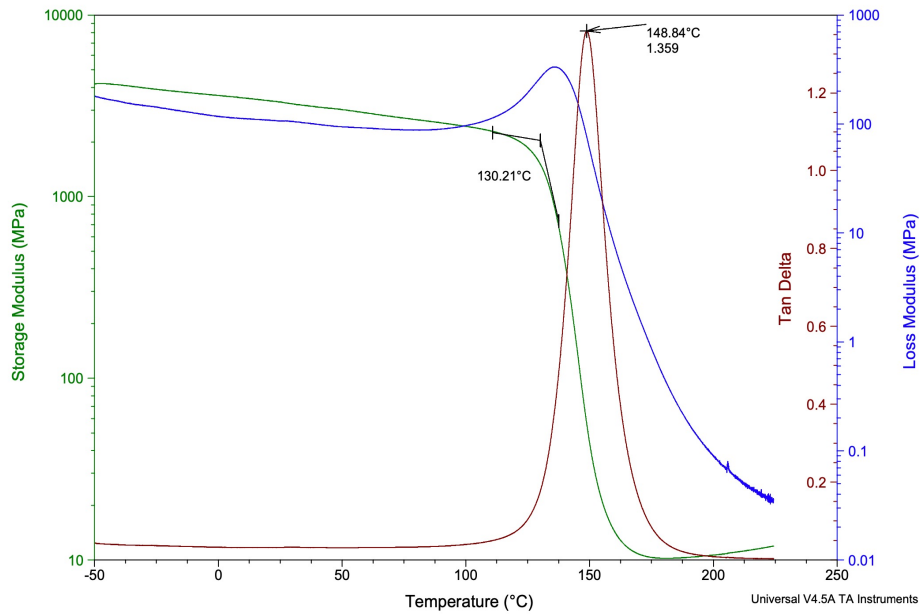
Samples are tested to 5% extension.



# EPX 86FR Thermal Properties

## DMA

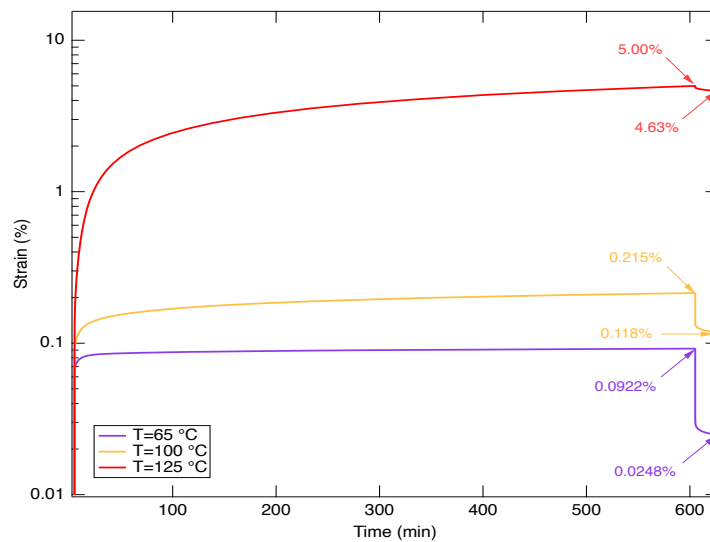
The figure below shows the thermomechanical behavior of EPX 86FR. The storage modulus remains relatively glassy until the softening onset temperature at 130 °C. The glass transition temperature, derived as the temperature of maximum tan delta, is approximately 150 °C. The low loss modulus and damping coefficient (tanD) correlate to excellent dimensional stability at elevated temperature.



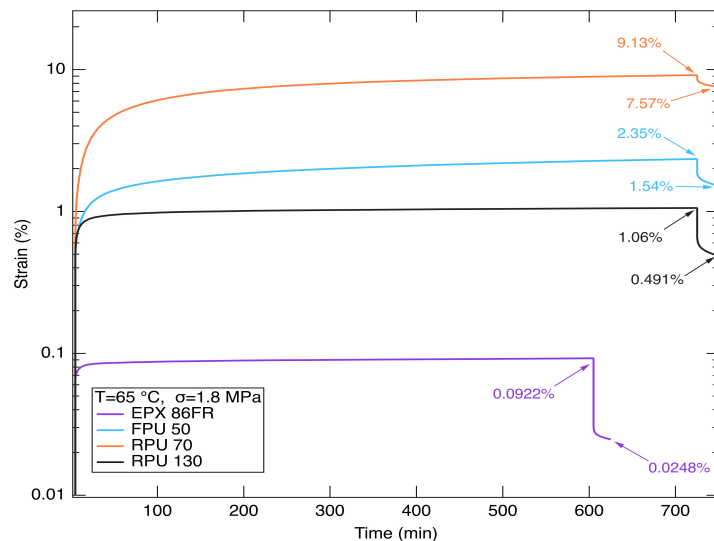
# EPX 86FR Thermal Properties

## Creep Recovery

EPX 86FR has excellent heat resistance, with a heat deflection temperature (0.455 MPa) of 130 °C (exact value depends on sample conditioning). This is further demonstrated in tests of EPX 86FR's creep recovery profile. Figure 1 below shows the creep-recovery of EPX 86FR (dry) at 65, 100, and 125 °C. EPX 86FR shows less than 0.5% creep (1.8 MPa load) at or below 100 °C operating temperatures. As the sample approaches the storage modulus softening temperature of 130 °C (see DMA in extended TDS), the creep recovery is reduced, as expected. Figure 2 presents the creep-recovery comparisons for EPX 86FR, FPU 50, RPU 70, and RPU 130 tested at similar conditions of 1.8 MPa load and 65 °C. The results show that EPX 86FR offers the best creep recovery.



**Figure 1.** Ten-hour isothermal creep-recovery experiments conducted at 65 °C, 100 °C, and 125 °C respectively, for a stress of 1.8 MPa.

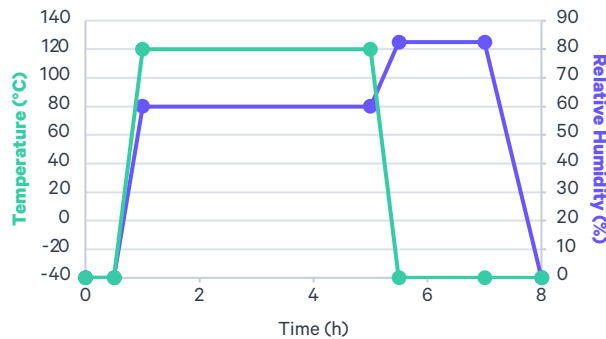


**Figure 2.** Isothermal creep-recovery experiments for EPX 86FR conducted at 65 °C and stress of 1.8 MPa under single cantilever deformation mode.

# EPX 86FR Material Endurance

## Automotive USCAR2 Class T3

EPX 86FR is a cross-linked aromatic epoxy/amine, which leads to excellent retention of material properties during high-temperature aging, temperature/humidity cycling, and thermal shock. EPX 86FR is able to retain function with minimal property degradation after heat and humidity aging tests required for automotive and industrial brackets/mounts/housings. Class T3: -40 °C to +125 °C; typically suitable for use in engine compartments.



Test Method: USCAR2 Class T3 (-40 °C to +125 °C); Single cycle shown above. Full testing is 40 cycles.

	Initial Tensile Properties	% Retained after USCAR2 T3 cycling (320 h, 40 cycles)
<b>Tensile Modulus</b>	3300 MPa	100%
<b>Yield strength</b>	90 MPa	100%
<b>Elongation at Break</b>	4%	100%

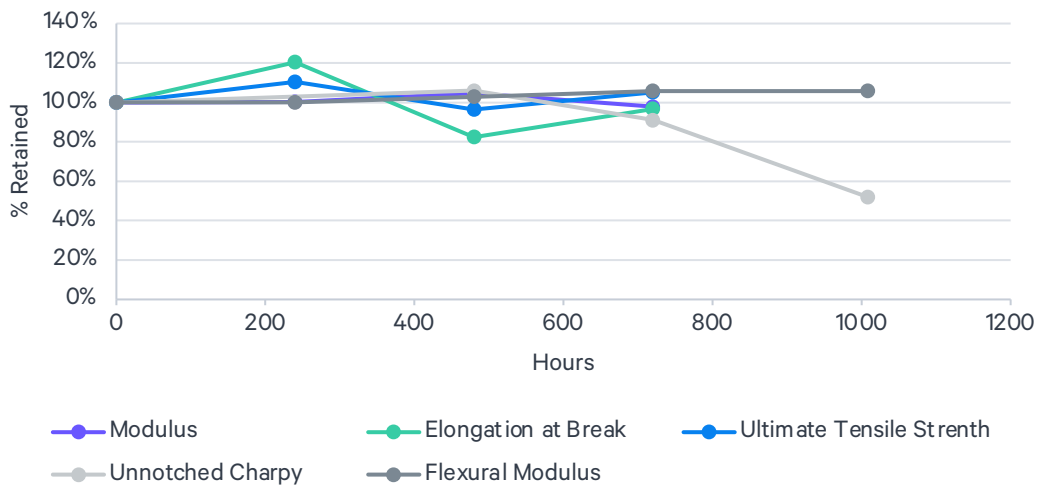
ISO 527-2: Type 1A, 5 mm/min, average values represented

# EPX 86FR Material Endurance

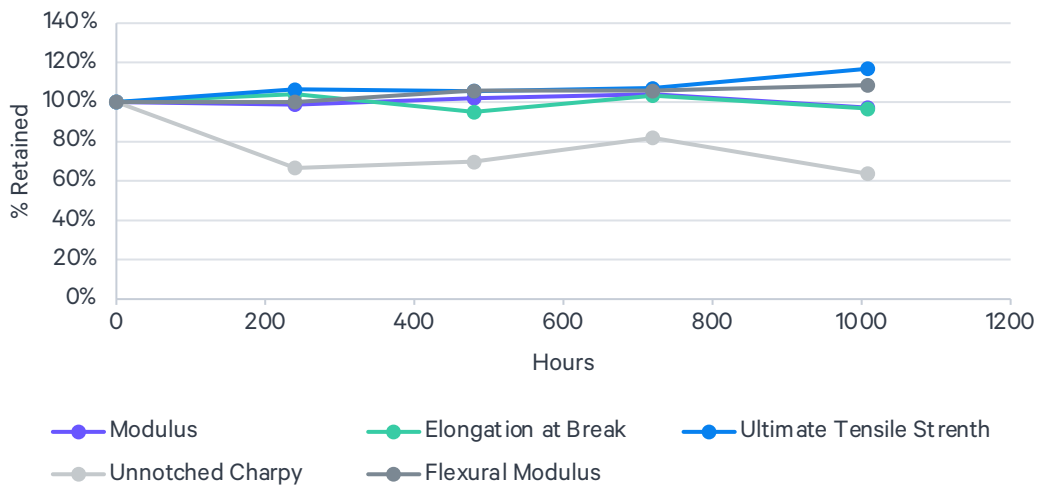
## Heat Aging

EPX 86FR is a cross-linked aromatic epoxy/amine, which leads to excellent retention of material properties during high-temperature aging, temperature/humidity cycling, and thermal shock. EPX 86FR retains function with minimal tensile and flexural property degradation after 720–1000+ hours of heat aging at 100 °C and 125 °C. Unnotched Charpy results aged at 100 °C showed retention of impact properties until 30 days of aging; however, samples aged at 125 °C presented a steeper decline in impact properties after 10 days of aging.

100 °C Heat Aging



125 °C Heat Aging



ISO 179-1eU Charpy  
ISO 527-2: Type 1A, 5 mm/min, average values represented

# EPX 86FR Chemical Compatibility

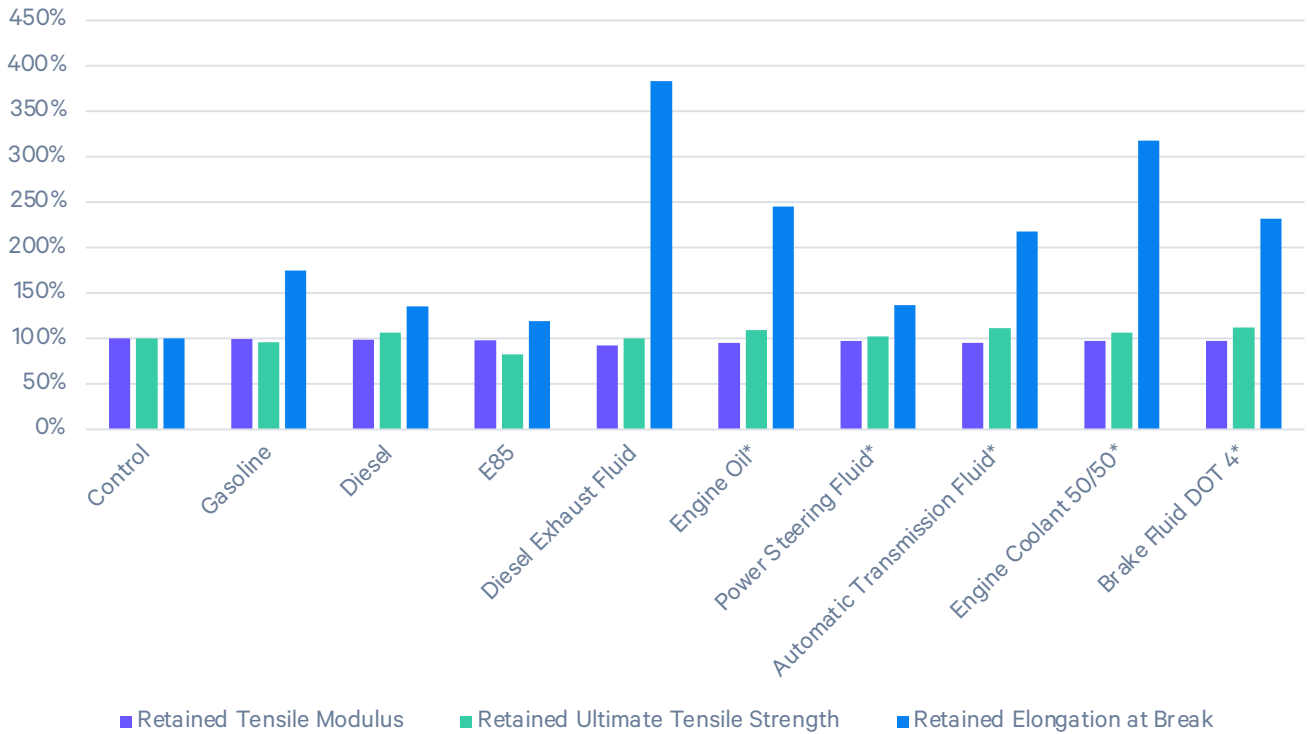
	Mass Gain* (%)
<b>Household Chemicals</b>	
Bleach (NaClO, 5%)	< 5%
Sanitizer (NH <sub>4</sub> Cl, 10%)	< 5%
Distilled Water	< 5%
Sunscreen (Banana Boat, SPF 50)	< 5%
Detergent (Tide, Original)	< 5%
Windex Powerized Formula	< 5%
Hydrogen Peroxide (30%)	< 5%
Ethanol (95%)	< 5%
<b>Industrial Fluids</b>	
Engine Oil (Havoline SAE 5W-30)	< 5%
Brake Fluid (Castrol DOT-4)	< 5%
Airplane Deicing Fluid (Type I Ethylene Glycol)	-
Airplane Deicing Fluid (Type I Propylene Glycol)	-
Airplane Deicing Fluid (Type IV Ethylene Glycol)	-
Airplane Deicing Fluid (Type IV Propylene Glycol)	-
Transmission Fluid (Havoline Synthetic ATF)	< 5%
Engine Coolant (Havoline XLC, 50%/50% premixed)	< 5%
Diesel (Chevron #2)	< 5%
Gasoline (Chevron #91)	-
Skydrol 500B-4	< 5%
<b>Strong Acid/Alcohol/Base</b>	
Sulfuric Acid (30%)	< 5%
Sodium Hydroxide (10%)	< 5%

\*Percent weight gained after one week submersion following ASTM D543. Values do not represent changes in dimension or mechanical properties.

# EPX 86FR Chemical Compatibility, cont.

## USCAR2 Fluid Resistance

Epoxies as a chemical family exhibit excellent chemical resistance. EPX 86FR shows similar performance, showing no surface blemishes and minimal change in tensile properties after chemical exposure simulating splash contact per USCAR2 conditions.



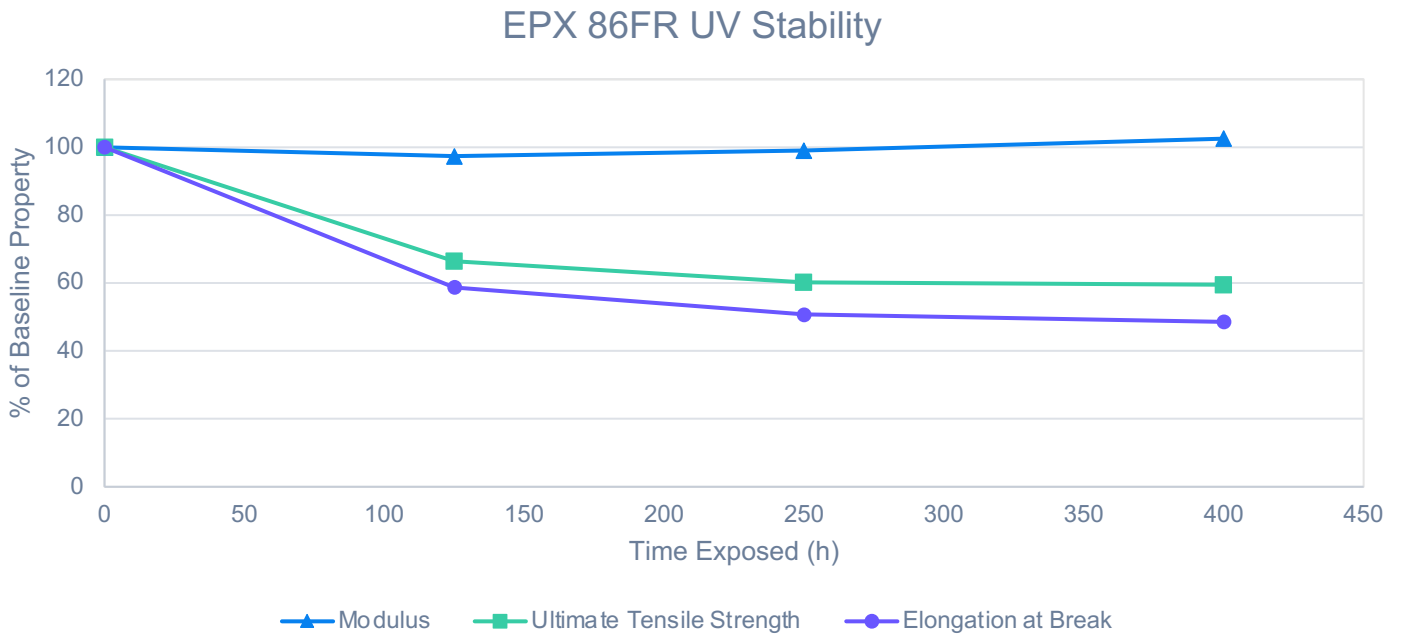
**Treatment Method:** Samples submerged in test liquid for 30 minutes at 23 °C or 50 °C (starred) then removed from test liquid and allowed to sit at ambient room temperature conditions for 1 week (samples were not wiped).

**Test Method:** ISO 527-2, Type I, 5 mm/min



# EPX 86FR UV Stability

Natural polymer aging can occur in the presence of light, sun, and heat. Carbon evaluated the UV aging performance of EPX 86FR using ASTM D4459, which is intended to simulate indoor exposure of solar radiation through glass.



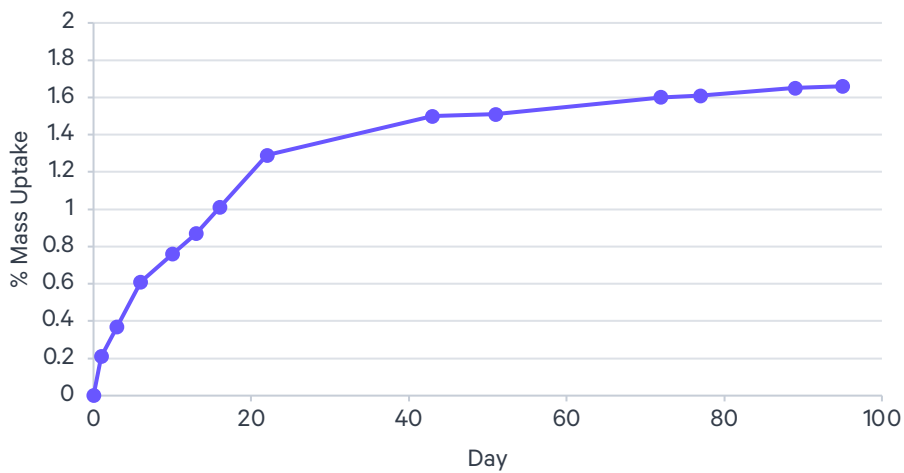
ASTM D4459: Q-Sun XE-1, 0.8 W/m<sup>2</sup>/nm at 420 nm, 55 °C  
ISO 527-2: Type 1A, 5 mm/min, average values represented

# EPX 86FR Water Uptake

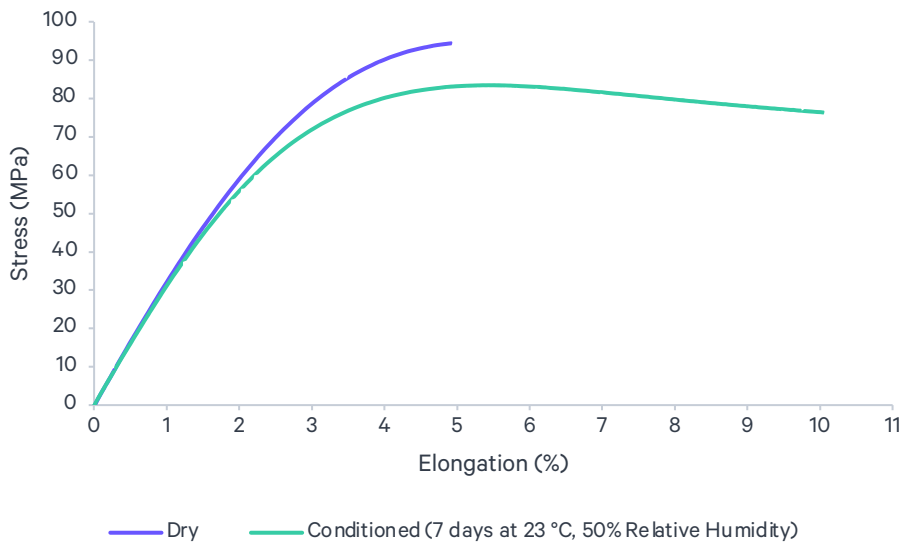
## Connectors

Like the polyamide family of polymers (nylons), EPX 86FR absorbs and releases water from the atmosphere based on ambient humidity. EPX 86FR absorbs less than 2% by weight of water after 90 days of conditioning at 23 °C and 50% relative humidity. This water leads to a small decrease in yield strength, an increase in elongation at break, and a decrease in heat deflection temperature.

EPX 86FR Mass Change at 23 °C and 50% Relative Humidity



Test Method: ASTM D570 specimens conditioned at 23 °C, 50% relative humidity



Test Method: ISO 527-2, Type 1A, 5mm/min

**EPX 86FR**

## Conditioned Mechanical Properties

Tensile Properties	Test Standard	Metric	US
Tensile Modulus	ISO 527-2 Type 1A 5 mm/min	3300 MPa	480 ksi
Ultimate Tensile Strength		80 MPa	12 ksi
Elongation at Break		10%	10%
Tensile Modulus	ASTM D638 Type V 1 mm/min	3400 MPa	490 ksi
Tensile Yield Strain		6%	6%
Ultimate Tensile Strength		80 MPa	12 ksi
Elongation at Break		13%	13%

Flexural Properties	Test Standard	Metric	US
Flexural Stress at 5% strain	ASTM D790-B	140 MPa	22 ksi
Flexural Modulus (Chord, 0.5-1%)		3300 MPa	480 ksi

Impact Properties	Test Standard	Metric	US
Unnotched Charpy	ISO 179-1/1eU	24 kJ/m <sup>2</sup>	1.1 ft-lb/in <sup>2</sup>
Notched Charpy (Machined Notch)	ISO 179-1/1eA	2 kJ/m <sup>2</sup>	1 ft-lb/in <sup>2</sup>
Unnotched Izod	ASTM D4812	310 J/m	5.8 ft-lb/in
Notched Izod (Machined Notch)	ASTM D256	30 J/m	0.6 ft-lb/in

Thermal Properties	Test Standard	Metric	US
Heat Deflection Temperature at 0.455 MPa/66 psi	ASTM D648	120 °C	240 °F
Heat Deflection Temperature at 1.82 MPa/264 psi		110 °C	220 °F

The information in this document includes typical values from printing various parts and is intended for reference and comparison purposes only. This information should not be used for testing, design specification or quality control purposes. End-use material performance can be impacted by, but not limited to, design, processing, color treatment, operating and end-use conditions, test conditions, etc. Actual values will vary with build conditions. In addition, product specifications are subject to change without notice.

This information and Carbon's technical advice are given to you in good faith but without warranty. The application, use and processing of these and other Carbon products by you are beyond Carbon's control and, therefore, entirely your own responsibility. Carbon products are only to be used by you, subject to the terms of the written agreement by and between you and Carbon.

You are responsible for determining that the Carbon material is safe, lawful, and technically suitable for the intended application, as well as for identifying the proper disposal (or recycling) method consistent with applicable environmental laws and regulations. CARBON MAKES NO WARRANTIES OF ANY KIND, EXPRESSED OR IMPLIED, INCLUDING, BUT NOT LIMITED TO, THE WARRANTIES OF MERCHANTABILITY, FITNESS FOR A PARTICULAR USE, OR NON-INFRINGEMENT. Further, it is expressly understood and agreed that you assume and hereby expressly release Carbon from all liability, in tort, contract or otherwise, incurred in connection with the use of Carbon products, technical assistance and information. Any statement or recommendation not contained herein is unauthorized and shall not bind Carbon. Nothing herein shall be construed as a recommendation to use any product in conflict with any claim of any patent relative to any material or its use. No license is implied or in fact granted under the claims of any patent.

Parts were processed using an M series printer and a Smart Part Washer with DPM as the solvent. Conditioned values were measured after 1 week at 23 °C and 50% relative humidity.